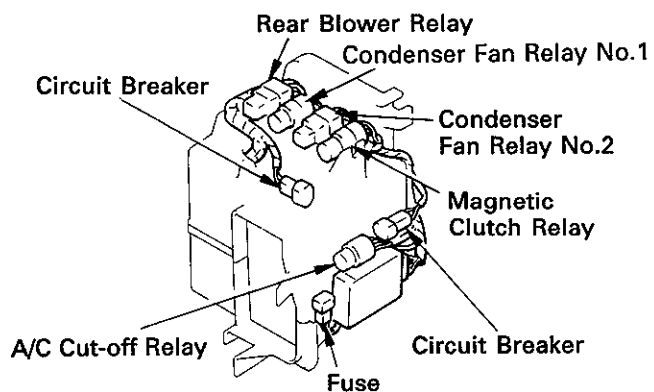
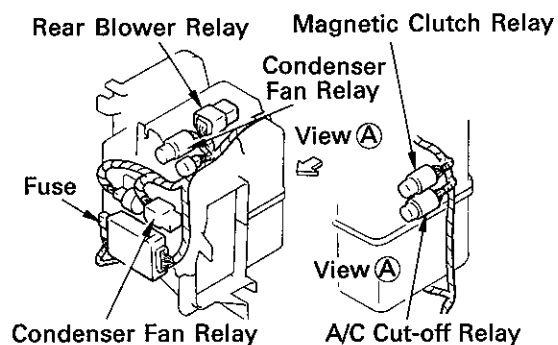


RELAYS

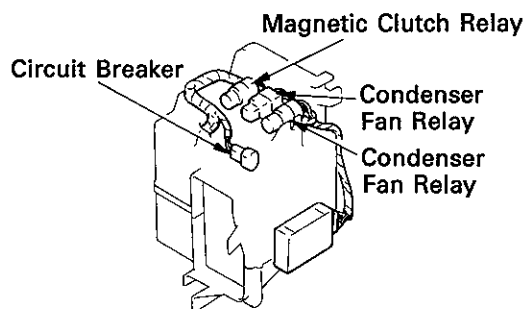
Locations

RHD & Dual A/C

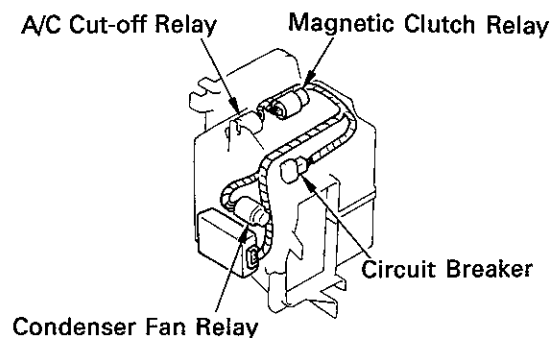
AC2310

LHD & Dual A/C

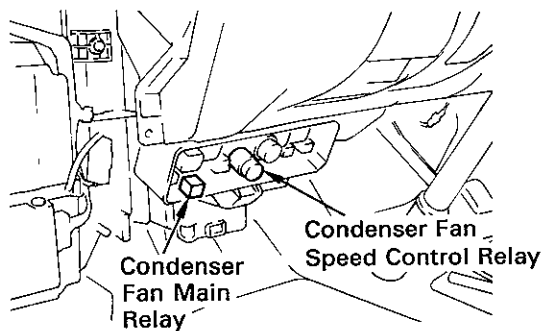
AC2312

RHD & Single A/C

AC2311

LHD & Single A/C

AC2313

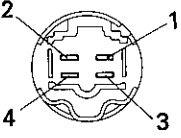
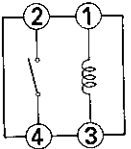
Dual A/C

AC2314

Front Heater Relay

INSPECTION OF RELAY

INSPECT RELAY CONTINUITY

  BE1647 BE1841	Terminal	1	2	3	4
	Condition				
	Constant	○	○	○	
Apply battery voltage to terminals 1 and 3.			○		○

If continuity is not as specified, replace the relay.

Rear Heater Relay (with Rear Heater)

INSPECTION OF RELAY

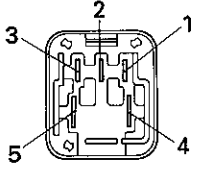
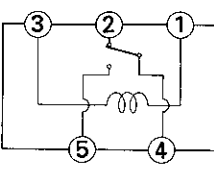
INSPECT RELAY CONTINUITY

Check the relay the same way as for the front heater relay.

Rear Blower Relay (with Dual A/C)

INSPECTION OF RELAY

INSPECT RELAY CONTINUITY

  BE1850 BE1844	Terminal	1	2	3	4	5
	Condition					
	Constant	○	○	○	○	
Apply battery voltage to terminals 1 and 3.					○	○

If continuity is not as specified, replace the relay.

Magnetic Clutch Relay

INSPECTION RELAY

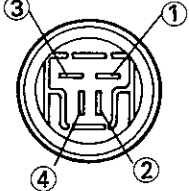
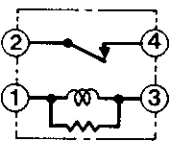
INSPECT RELAY CONTINUITY

Check the relay the same way as for the heater relay.

A/C Cut-Off Relay

INSPECTION OF RELAY

INSPECT RELAY CONTINUITY

  AC2315	Terminal	1	2	3	4
	Condition				
	Constant	○	○	○	○
Apply battery voltage to terminals 1 and 3.					

If continuity is not as specified, replace the relay.